




District Report Card: 2017			
State: Haryana		District: Faridabad	
Class: 8		Subject: Language	
Schools: 51		Students: 1199	


Participation/Coverage


Students

<div>GENDER</div> <div></div>	Boys				Girls			
	Number		%		Number		%	
	606		50.54		593		49.46	

<div>AREA</div> <div></div>	Rural				Urban			
	Number		%		Number		%	
	685		57.13		514		42.87	

<div>CATEGORY</div> <div></div>	SC		ST		OBC		GEN	
	Number	%	Number	%	Number	%	Number	%
	332	27.69	2	0.17	386	32.19	479	39.95

<div>CWSN</div> <div></div>	LD	VI	HI	S&LD	ID	Oth
	1	0	2	0	0	16

<div>Management</div> <div></div>	Government			Government-aided		
	Number		%	Number		%
	1199		100.00	0		0.00

Average Performance of Students in Language (%)

Overall	Gender		Area		Management		Social Group			
	Male	Female	Rural	Urban	Govt.	Aided	SC	ST	OBC	GEN
57.33	58.64	55.99	54.92	60.53	57.33	0.00	51.95	33.33	55.13	62.92

Performance on Learning Outcomes (LOs)

Learning Outcomes	Description	Average Performance(%)
L813	Read textual/non-textual materials with comprehension and identifies the details, characters, main idea and sequence of ideas and events while reading	57.33

Range of Performance of Students who Answered Correctly							
Below 30%		30% - 50%		50% - 75%		Above 75%	
Number	%	Number	%	Number	%	Number	%
127	10.59	311	25.94	530	44.20	231	19.27

Lowest Performing Learning Outcomes (LOs)

1 - Read textual/non-textual materials with comprehension and identifies the details, characters, main idea and sequence of ideas and events while reading (57.33)